



23-HOUR CRISIS RELIEF CENTER RULEMAKING WORKSHOP #9



NISQUALLY INDIAN TRIBE




A scenic landscape photograph showing a wide river valley. In the foreground, there is a dense forest of tall evergreen trees. A winding road curves through the valley, leading towards a large body of water in the distance. The background features rolling hills and mountains under a blue sky with scattered clouds.

The Washington State Department of Health headquarters are built on the traditional lands of the Coast Salish peoples, including the Nisqually and Chehalis Tribes.


We acknowledge the systemic policies of genocide, relocation, and assimilation that have and continue to impact many Indigenous/Native American families. This land was occupied and its traditional people were displaced by settlers and the United States military.

This acknowledgement does not take the place of authentic relationships with Indigenous communities but serves as a first step in honoring the land we are on.

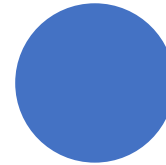
Introductions of DOH Staff



Dan Overton
Residential
and Inpatient
Behavioral
Health
Program
Manager



Julie Tomaro
Facilities
Program
Deputy
Director



Kseniya Efremova
Policy
Analyst

Introductions of Special Guests



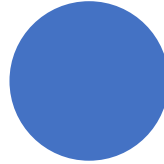
John Williams

Construction

Reviews

Services

Manager




Susan Upton

Architect

Construction

Review

Services



Zoom 101



- Host, panelists and attendees
- If you need/want captions
- If you require translations or other formats
- If you want to ask a question/add a comment
 - Chat will be followed as closely as possible. Comments will be logged in notes and not necessarily responded to “live”.
 - Raise your hand if you wish to speak.
 - The Q and A will serve as a “Parking lot”. Please post questions here and at the end of the workshop we will get to as many as we can “live” and respond to the remaining in the session notes that will go out later this week.
 - More information/tutorials can be found at [Zoom Learning Center](#)

Today's Agenda

- Discuss draft language related to:
- Physical environment
 - A quick Re-cap of the need for language, the options presented at workshop and general consensus of workshop participants
 - Discussion of the Guidelines For Design and Construction of Health Care Facilities – The Facility Guidelines Institute
- Wrap-up
 - Next steps
 - Q and A

Let's Take
a Look




A quick Re-cap

- A new section is added to chapter 71.24 28RCW
- (5) The department shall specify physical environment standards for the construction review process that are responsive to the unique characteristics of the types of interventions used to provide care for all levels of acuity in facilities operating under the 23-hour crisis relief center model.
- Workgroup created a list of suggested items.
 - Option 1: General list of requirements. Lacks specificity=open to interpretation.
 - Option 2: Use draft above but add specificity. Will take significant amount of time.
 - Option 3: Reference existing national standard with ability to exempt or amend certain requirements.

Short List

List of requirements stakeholders agreed on:

- () A public walk-in entrance;
- () A designated area for first responder drop-off;
- () Private space for screening and delivery of clinical services;
- () Secure medication storage;
- () Secure storage for personal belongings of individuals receiving services;
- () No more than 24 licensed recliners in a single room;
- () At least four feet of clear floor space between recliners and at least three feet of clear floor space between the recliner and wall;
- () At least one toilet and one shower for every eight recliners;
- () A station that allows staff observation of the patient care areas;
- () A room capable of restraint or seclusion;
- () A system or systems within the building that give staff awareness of the movements of individuals within the facility. If a door control system is used, it shall not prevent a resident from leaving the licensed space on their own accord, except temporary delays.
- () A nourishment area for individuals receiving services to eat and drink;
- () Access to a telephone for individuals receiving services;
- () Storage for cleaning supplies;
- () A room for holding of soiled linens, supplies, and equipment; and
- () A room for storage of clean linen, supplies, and equipment.



2.2 SPECIFIC REQUIREMENTS FOR GENERAL PURPOSES

2.2-3.1.8.17 Human waste disposal facility

- (1) Provisions for disposal of solid and liquid waste shall be provided in the emergency department.
- (2) A clinical sink with a bedpan-rinsing station and a soiled workroom in Section 2.2-3.1.8.17 (Soiled workroom or soiled holding room) shall be permitted to serve this function.

2.2-3.1.9 Support Areas for Emergency Department Staff

Staff support areas immediately accessible to the emergency department shall be provided as noted in Section 2.1-2.9 (Support Areas for Staff).

*2.2-3.1.10 Support Areas for Families, Patients, and Visitors In the Emergency Department

Provision of support areas for patients and their patient advocates shall be considered.

*2.2-3.2 Behavioral Health Crisis Unit

2.2-3.2.1 General

2.2-3.2.1.1 Application. Where a behavioral health crisis unit is provided, the unit shall comply with the requirements in this section.

*2.2-3.2.1.2 Location

- (1) The unit shall be in or readily accessible to the emergency department.
- (2) For renovations, where it is not feasible for the unit to be in or readily accessible to the emergency department, the unit shall be in or readily accessible to the emergency department.

APPENDIX

A2.2-3.1.10 Support areas for families, patients, and visitors in the emergency department

- a. **Family consultation room.** At least one family consultation room should be accessible from both the emergency treatment corridor and the emergency waiting room. The consultation room should be comfortable enough to allow consultation with the family and should have a minimum sound transmission class (STC) of 65 for the walls and 45 for the floors and ceiling. The room should be provided with Internet capability, electrical outlets, and a telephone.
- b. **Provisions for patient hygiene.** Provision of a shower, toilet, and handwashing station should be considered.

A2.2-3.2 Behavioral health crisis unit. This unit is a dedicated emergency services unit to serve behavioral and mental health patients presenting in a state of crisis. Advantages of this unit

permitted to be on campus, crisis services are provided on campus, the crisis unit in that

are the behavioral health crisis unit accessible to the emergency department and clinical services shared

to accommodate

programmatic requirements for safety, security, and other clinical considerations. See sections 1.2-4.6 (Behavioral and Mental Health Risk Assessment) and 1.2-4.8 (Security Risk Assessment) for additional information.

2.2-3.2.1.4 Environment of care

- (1) Patient care areas of the behavioral health crisis unit shall meet the requirements in Section 2.5-1.5 (Specific Requirements for Behavioral and Mental Health Hospitals: Environment of Care) as amended in this section.
- (2) Visual observation

- (a) Means for visual observation of unit corridors and patient care areas shall be provided.
- (b) Electronic surveillance shall be permitted but shall not be the only means of visual observation.

2.2-3.2.2 Patient Care Stations

The type of patient care stations provided shall be

are that services and staffing can be tailored to the needs of this population, and the physical environment can be controlled to help alleviate stressors for patients and staff.

A2.2-3.2.1.2 Location. The location of the Behavioral Health Crisis Unit should be determined by the safety risk assessment. See Section 1.2-4 (Safety Risk Assessment) for requirements. As well, egress risk should be addressed in the safety risk assessment.

A2.2-3.2.1.2 (1) Where it is feasible for this unit to be immediately accessible to the emergency department, that location is preferred. The unit can then share multiple support functions with the emergency department as noted in the requirements in Section 2.2-3.2 (Behavioral Health Crisis Unit).

▼ Chapter 2.1

▼ Table 2.1

Table 2.1-1

Table 2.1-2

Table 2.1-3

Table 2.1-4

Table A2.1-a

Section 2.1-1

▶ Section 2.1-2

▶ Section 2.1-3

▶ Section 2.1-4

▶ Section 2.1-5

▶ Section 2.1-6

▶ Section 2.1-7

▶ Section 2.1-8

▼ Chapter 2.2

▶ Table 2.2

Section 2.2-1

▶ Section 2.2-2

▼ Section 2.2-3

▶ Section 2.2-3.1

▶ Section 2.2-3.2

Section 2.2-3.3

▶ Section 2.2-3.4

▶ Section 2.2-3.5

▶ Section 2.2-3.6

Section 2.2-3.7

Common Elements for Hospitals

Tables

Electrical Receptacles for Patient Care Areas in Hospitals

Locations for Nurse Call Devices in Hospitals

Oxygen, Vacuum, Medical Air, WAGD, and Instrument Air Systems (Outlets/Inlets)

Hot Water Use—General Hospital

Maximum Length of Hot Water System Pipe or Tube

General

Patient Care Units and Other Patient Care Areas

Diagnostic and Treatment Areas

Patient Support Facilities

General Support Facilities

Public and Administrative Areas

Design and Construction Requirements

Building Systems

Specific Requirements for General Hospitals

Tables

General

Patient Care Units

Diagnostic and Treatment Facilities

Emergency Services

Behavioral Health Crisis Unit

Observation Unit

Surgical Services

Imaging Services

Radiation Therapy

Reserved



References to “common elements”

BH Crisis Unit Requirements

FGI Guidelines comparison

Concept:

- Private space for screening and delivery of clinical services;

Guidelines section

- **2.2-3.2.4.2 Intake room or area.** An intake room or area shall be provided.
- (1) A lockable storage room or lockers shall be provided for the storage of patients' personal property.
- (2) The consultation room shall be permitted to serve as the intake room.

Consultation room (BH screening)

2.2-3.2.4.3 Consultation room. Where provided, the consultation room(s) shall meet the following requirements:

(1) Space requirement. The consultation room shall have a minimum clear **floor area of 100 square feet** (9.29 square meters).

(2) The consultation room shall be designed for **acoustic and visual privacy**. See the following tables for requirements:

(a) Table 1.2-5 (Maximum Design Criteria for Noise in Interior Spaces Caused by Building Systems)

(b) Table 1.2-6 (Design Criteria for Minimum Sound Isolation Performance Between Enclosed Rooms)

(c) Table 1.2-7 (Design Criteria for Speech Privacy for Enclosed Rooms and Open-Plan Spaces) for acoustic requirements.

(3) Where a consultation room located in an emergency department is adjacent to the behavioral health crisis unit, it shall be permitted to be shared with the behavioral health crisis unit.

Exam Room

2.1-3.2.2 Single-Patient Exam or Treatment Room

2.1-3.2.2.1 Space requirements

(1) Area. Each single-patient exam room shall have a minimum clear floor area of 120 square feet (11.15 square meters) with a minimum clear dimension of 10 feet (3.05 meters).

(2) Clearances

(a) Room size shall permit a room arrangement with a minimum clearance of 3 feet (91.44 centimeters) at each side and at the foot of the exam table, recliner, or chair.

(b) A room arrangement in which an exam table, recliner, or chair is placed at an angle, closer to one wall than another, or against a wall to accommodate the type of patient being served shall be permitted.

Exam Room (cont)

- **2.1-3.2.2.2 Room features.** The exam room shall contain the following:
 - (1) Exam light. See Section 2.1-8.3.4.2 (3) (Lighting for exam/treatment/trauma rooms) for requirements.
 - (2) Storage for supplies
 - (3) Accommodations for written or electronic documentation
 - (4) Space for a visitor's chair
 - (5) Handwashing station that complies with Section 2.1-2.8.7.2 (Handwashing Station—Design requirements)

FGI Guidelines comparison

Concept:

- Secure medication storage;

Guidelines section

- **2.2-3.2.3.2 Medication safety zone.** A medication safety zone shall be provided. See Section [2.1-2.8.8](#) (Medication Safety Zones) for requirements.
- **Are we looking at a secure room or a secure item within an area?**

Medication safety zones

*(2) Design requirements. Medication safety zones shall meet the following physical environment requirements that promote safe medication use:

*(a) Medication safety zones shall be located out of circulation paths.

*(b) Workspace for medication safety zones shall be designed so that staff can access information and perform required tasks. See Section 1.2-4.5 (Medication Safety Assessment).

(c) Work counters shall provide space to perform tasks referenced in paragraph (b).

*(d) Lighting. Task-specific lighting levels for health care settings recommended in the *U.S. Pharmacopeia-National Formulary* shall be used to design lighting.

*(e) Sharps containers shall be placed at a height that allows users to see the top of the container.

(f) Noise and sound. Medication safety zones shall meet the acoustic design criteria found in Section 1.2-6.1 (Acoustic Design).

Medication preparation room

***2.1-2.8.8.2 Work areas for preparing, dispensing, and administering medications**

(1) Medication preparation room

(a) This room shall be under visual control of the nursing staff.

(b) This room shall contain the following:

(i) Work counter

(ii) Handwashing station

(iii) Lockable refrigerator

(iv) Lockable storage for controlled drugs

(v) Sharps containers, where sharps are used

FGI Guidelines comparison

Concept:

- Secure storage for personal belongings of individuals receiving services;

Guidelines section

- **Already covered if we reference intake room:**

2.2-3.2.4.2 Intake room or area. An intake room or area shall be provided.

- (1) A lockable storage room or lockers shall be provided for the storage of patients' personal property.
- (2) The consultation room shall be permitted to serve as the intake room.

FGI Guidelines comparison

Concept:

- No more than 24 licensed recliners in a single room;

Guidelines section:

There is a limit to total number of recliners in a room in the Guidelines text, however there is no limit to the size of the room.

Multi-patient area

2.2-3.2.2.3 Multiple-patient observation area. Where provided, a multiple-patient observation area shall meet the requirements in this section.

(1) Space requirements

*(a) Area. The multiple-patient observation **area shall have a minimum of 80 square feet** (7.43 square meters) **per patient.**

(b) Clearances

(i) A minimum clearance of 4 feet (1.22 meters) shall be provided between recliners.

(ii) A minimum clearance of 3 feet (91.44 centimeters) shall be provided between walls or partitions and the sides of recliners.

(2) Handwashing station. A handwashing station(s) shall be provided that meets the requirements of Section 2.1-7.2.2.8 (Handwashing stations).

(3) Patient toilet room. At least one toilet room shall be provided for each eight patient care stations and for each major fraction thereof.

FGI Guidelines comparison

This section also covers two other concepts

Concepts:

- At least four feet of clear floor space between recliners and at least three feet of clear floor space between the recliner and wall;
- At least one toilet and one shower for every eight recliners;
- Handwash sink

Multi-patient area

2.2-3.2.2.3 Multiple-patient observation area. Where provided, a multiple-patient observation area shall meet the requirements in this section.

(1) Space requirements

* (a) Area. The multiple-patient observation area shall have a minimum of 80 square feet (7.43 square meters) per patient.

(b) Clearances

(i) **A minimum clearance of 4 feet (1.22 meters) shall be provided between recliners.**

(ii) **A minimum clearance of 3 feet** (91.44 centimeters) shall be provided between walls or partitions and the sides of recliners.

(2) Handwashing station. A handwashing station(s) shall be provided that meets the requirements of Section 2.1-7.2.2.8 (Handwashing stations).

(3) Patient toilet room. At least **one toilet room shall be provided for each eight patient care stations** and for each major fraction thereof.

FGI Guidelines comparison

Concept:

At least one toilet and **one shower for every eight recliners;**

Guidelines section

2.2-3.2.4.4 Shower room. A shower room that meets the requirements in Section 2.2-3.3.2.7 (Shower room) shall be provided.

FGI Guidelines comparison

Concept:

- A station that allows staff observation of the patient care areas;

Guidelines section

- **2.2-3.2.3.1 Nurse station.** A nurse station positioned and sized to meet the behavioral health program requirements shall be provided to allow staff to observe patient care areas.

FGI Guidelines comparison

Concept:

- A room capable of restraint or seclusion;

Guidelines section

- **2.2-3.2.2.5 Secure holding room**
- (1) Where a secure holding room is provided, it shall meet the requirements in Section 2.2-3.1.4.3 (2) (Secure holding room).
- (2) Use of a secure holding room located in the emergency department shall be permitted.

Secure holding room

- (2) Secure holding room
 - (a) Where provided, the secure holding room shall have a minimum clear floor area of 60 square feet (5.57 square meters) with a minimum wall length of 7 feet (2.13 meters) and a maximum wall length of 12 feet (3.66 meters).
 - (b) This room shall be designed to prevent injury to patients.
 - (i) A minimum ceiling height of 9 feet (2.74 meters) shall be provided.
 - (ii) Finishes, light fixtures, vents and diffusers, and sprinklers shall be impact-, tamper-, and ligature-resistant.
 - (iii) There shall not be any electrical outlets, medical gas outlets, or similar devices in the room.
 - (iv) There shall be no sharp corners, edges, or protrusions, and the walls shall be free of objects or accessories of any kind.
 - (v) Secure holding room doors shall swing out and shall have hardware on the exterior side only.

Secure Holding room (cont)

- *(2) Secure holding room (cont)
 - (vi) A small impact-resistant view panel or window that meets the requirements in this section shall be provided in the wall adjacent to the door or in the door for staff observation of the patient.
 - The glazing in the view panel or window shall be fabricated with polycarbonate or laminate on the inside of the glazing or with any glazing that meets or exceeds the requirements for Class 1.4 per ASTM F1233: *Standard Test Method for Security Glazing Material and Systems*.
 - Use of tempered glass for the view panel or window shall be permitted.
 - (c) Door openings shall be provided in accordance with Section 2.1-7.2.2.3 (2)(a)(i) (Door openings—Minimum for patient rooms and diagnostic and treatment areas...). (44.5 inches in width)
 - (d) A patient toilet room that meets the requirements in Section 2.2-3.1.3.7 (2) (Where a secure holding room is provided, a patient toilet room with ligature-resistant features...) shall be readily accessible to the secure holding room. (*)

Secure holding toilet

- (2) Where a secure holding room is provided, a patient toilet room with ligature-resistant features that is readily accessible to the secure holding room shall meet the requirements in the following sections in Chapter 2.5, Specific Requirements for Behavioral and Mental Health Hospitals:
 - (a) Section 2.5-2.2.2.6 (Patient toilet rooms), paragraphs (3), (4), and (5)
 - (b) Section 2.5-7.2.2.6 (Patient toilet room/bathing facility hardware and accessories)
 - (c) Section 2.5-7.2.3.3 (Ceilings)
 - (d) Section 2.5-8.1.2 (Tamper and Ligature Resistance)
 - (e) Section 2.5-8.3.4.1 (Lighting—General)

(3) The toilet room shall contain **a toilet and a handwashing station.**

(4) Toilet room doors

(a) **Where indicated by the safety risk assessment,** toilet room doors shall be equipped with keyed locks that allow **staff to control access** to the toilet room.

(b) Where a swinging door is used, it shall meet the following requirements:

(i) The door to the toilet room shall swing **outward or be double-acting.**

(ii) The door to the toilet room shall not create a positive latching condition that may create a **ligature condition.**

(c) **Where indicated by the safety risk assessment, replacing the toilet room door** with other means of providing visual privacy shall be permitted.

(5) Where a toilet room is required to be ADA- or ANSI-compliant, it shall meet the following requirements:

(a) Thresholds shall be designed to facilitate use and prevent tipping of wheelchairs and other portable wheeled equipment.

(b) Grab bars shall be designed to be ligature resistant and facilitate use (i.e., be graspable).

(c) Each entry door into a patient toilet room required to be ADA- or ANSI-compliant shall provide space for health care providers to transfer patients to the toilet using portable mechanical lifting equipment.

FGI Guidelines comparison

Concept:

- A system or systems within the building that give staff awareness of the movements of individuals within the facility. If a door control system is used, it shall not prevent a resident from leaving the licensed space on their own accord, except temporary delays.

Guidelines section:

2.2-3.2.1.4 Environment of care

(1) Patient care areas of the behavioral health crisis unit shall meet the requirements in Section 2.5-1.5 (Specific Requirements for Behavioral and Mental Health Hospitals: Environment of Care) as amended in this section.

(2) Visual observation

(a) Means for visual observation of unit corridors and patient care areas shall be provided.

(b) Electronic surveillance shall be permitted but shall not be the only means of visual observation.

FGI Guidelines comparison

Concept:

- A nourishment area for individuals receiving services to eat and drink;

Guidelines section:

2.2-3.2.4.5 Nourishment area. A nourishment area that meets the requirements in Section [2.1-2.8.9](#) (Nourishment Area or Room) shall be provided.

Nourishment area or room

2.1-2.8.9.2 Features. The nourishment area or room shall have the following:

- (1) Handwashing station
- (2) Work counter
- (3) Refrigerator
- (4) Microwave
- (5) Storage cabinets
- (6) Space for temporary storage of food service implements

2.1-2.8.9.3 Unused meal trays. Provisions and space for separate temporary storage of unused meal trays shall be provided.

FGI Guidelines comparison

Concept:

- Access to a telephone for individuals receiving services;

Guidelines section

- Is this operational?

FGI Guidelines comparison

Concept:

- Storage for cleaning supplies;

Guidelines section

2.2-3.2.4.9 Environmental services room. An environmental services room that meets the requirements in Section 2.1-2.8.14 (Environmental Services Room) shall be provided.

Environmental Services Room

2.1-2.8.14 Environmental Services Room

2.1-2.8.14.1 General

(1) Application. One environmental services room shall be permitted to serve more than one patient care unit on a floor.

*(2) Location. An environmental services room shall be readily accessible to the unit or floor it serves.

***2.1-2.8.14.2 Environmental services room features.** Each environmental services room shall be provided with the following:

- (1) Service sink or floor-mounted mop sink
- (2) Provisions for storage of supplies and housekeeping equipment
- (3) Handwashing station or hand sanitation dispenser

FGI Guidelines comparison

Concept:

- A room for holding of soiled linens, supplies, and equipment; and

Guidelines section

2.2-3.2.4.7 Soiled workroom or soiled holding room. A soiled workroom or soiled holding room that meets the requirements in Section [2.1-2.8.12](#) (Soiled Workroom or Soiled Holding Room) shall be provided.

Soiled holding

2.1-2.8.12.3 Soiled holding room. This room shall contain the following:

- (1) Handwashing station or hand sanitation dispenser
- (2) Space for separate covered containers for waste and soiled linen

FGI Guidelines comparison

Concept:

- A room for storage of clean linen, supplies, and equipment.

Guidelines section

2.2-3.2.4.6 Clean workroom or clean supply room. A clean workroom or clean supply room that meets the requirements in Section [2.1-2.8.11](#) (Clean Workroom or Clean Supply Room) shall be provided.

Clean workroom

2.1-2.8.11.2 Clean workroom. Where the room is used for preparing patient care items, it shall contain the following:

- (1) Work counter
- (2) Handwashing station
- (3) Storage facilities for clean and sterile supplies

FGI Guidelines comparison

Concept:

- Outdoor area- Where provided

Guidelines section

- **2.2-3.2.3.3 Outdoor areas.** Where outdoor areas are provided, see Section 2.5-2.2.10.6 (Support Areas for Patients and Visitors—Outdoor areas) for requirements.

Outdoor Areas

***2.5-2.2.10.6 Outdoor areas.** Where outdoor areas are provided, they shall meet the following requirements:

(1) Fences and walls. Where fences and walls form a secure outdoor space and serve a locked patient care unit, they shall:

(a) Be designed to hinder climbing.

(b) Be installed with tamper-resistant hardware.

(c) Meet one of the following conditions:

(i) Have a minimum height of 14 feet (4.27 meters) above the outdoor area elevation

(ii) Be angled inward where the height exceeds 10 feet (3.05 meters) and is less than 14 feet (4.27 meters)

(d) Be anchored to withstand the body force of a 350-pound (158.76-kilogram) person.

Outdoor Areas

- (2) Gates or doors. Where provided, gates or doors in the fence or wall shall:
 - (a) Swing out of the outdoor area.
 - (b) Have the hinge installed on the outside of the outdoor area.
 - (c) Be provided with a locking mechanism that has been coordinated with life safety exiting requirements.
- (3) Trees and bushes shall not be placed adjacent to the fence or wall.
- (4) Plants selected for use shall not be toxic.
- (5) Lighting
 - (a) Luminaires accessible to patients shall have tamper-resistant lenses.
 - (b) Poles supporting luminaires shall not be capable of being climbed.

Outdoor Areas

(6) Security cameras. Where provided, security cameras shall:

(a) Allow views of the entire outdoor area.

(b) Be inaccessible to patients.

(c) Preclude views into indoor privacy-sensitive areas.

(7) Furniture. Where provided, furniture shall be secured to the ground. Furniture shall not be placed in locations where it can be used to climb the fence or wall.

(8) Elevated courtyards or outdoor areas located above the ground floor level shall not contain skylights or unprotected walkways or ledges.

(9) A duress alarm system shall be provided.

FGI Guidelines comparison

Concept:

- Staff support area

Guidelines section

2.2-3.2.5 Staff Support Areas

A minimum of one staff toilet room shall be directly accessible to the behavioral health crisis unit.

FGI Guidelines comparison

Concept:

- Visitor/family lounge

Guidelines section

2.2-3.2.6 Support Areas for Families, Patients, and/or Visitors

A family and visitor lounge that meets the requirements in Section 2.1-2.10.1 (Family and Visitor Lounge) shall be readily accessible to the behavioral health crisis unit.

Family and Visitor Lounge

2.1-2.10.1.1 Size

(1) The size of this lounge shall be defined in the functional program, but shall accommodate, at minimum, three chairs and one wheelchair space.

(2) In the absence of a functional program, the lounge shall be sized to accommodate at least 1.5 persons for every adult intensive care bed and one person for every four medical/surgical beds in the unit.

2.1-2.10.1.2 This lounge shall be immediately accessible to the patient care unit served.

2.1-2.10.1.3 This lounge shall be permitted to serve more than one patient care unit.

2.1-2.10.1.4 This lounge shall be designed to minimize the impact of noise and activity on patient rooms and staff functions.

2.1-2.10.1.5 A waiting room that meets the requirements for a family and visitor lounge in sections 2.1-2.10.1.1 through 2.1-2.10.1.4 shall be permitted to serve as a visitor lounge.

***2.1-2.10.1.6** Public communication services shall be provided in each family and visitor lounge.

FGI Guidelines comparison

Concept:

- A public walk-in entrance;

Guidelines section

- **Anything in particular that would distinguish this?**
 - **Ground level?**
 - **Communication?**
 - **Signage?**
 - **Secure?**

FGI Guidelines comparison

Concept:

- A designated area for first responder drop-off;

Guidelines section

- **Anything in particular that would distinguish this?**
 - **Indoor or outdoor? Both?**
 - **Open to the recliner room?**
 - **Separate from public entry?**
 - **Signage?**

Only things left in entire section:

- ***2.2-3.2.2.2 Single-patient observation room.** Where provided, the observation room(s) shall meet the requirements in this section.
- **2.2-3.2.2.4 Quiet room.** A quiet room shall be provided for a patient who needs to be alone for a short time but does not require a seclusion room or a secure holding room.
 - (1) Space requirement. The quiet room shall have a minimum clear floor area of 80 square feet (7.43 square meters).
 - (2) The quiet room shall be permitted to serve as a consultation room. See Section 2.2-3.2.4.3 (Consultation room) for requirements.
- **2.2-3.2.4.8 Equipment and supply storage.**

For your continuing interest

- If you wish to review the guidelines yourself we have been able to arrange for that.
 - Only 3 at once
 - Get ahold of Dan Dan.overton@doh.wa.gov for access
 - Limited time

Next Steps

- Development and filing of CR-102 documents, public comment period and public hearing! Date TBA.
- Slides to be posted but with copywrite restrictions.



QUESTIONS??

Contact Information

Dan.Overton@DOH.WA.GOV



To request this document in another format, call 1-800-525-0127. Deaf or hard of hearing customers, please call 711 (Washington Relay) or email civil.rights@doh.wa.gov.