

Creating a SAW Account

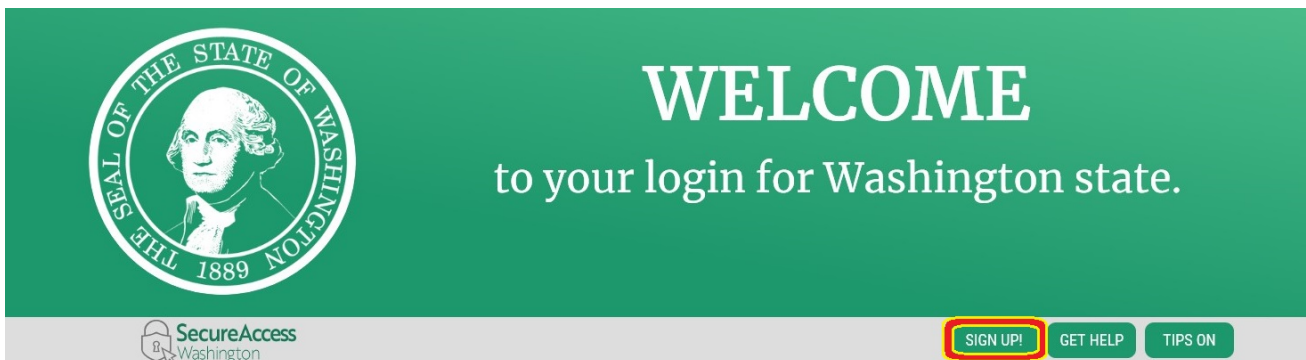
New User Login Instructions

Follow each step. First-time users must start by creating an account with SecureAccess Washington (SAW).

Note: Contact Consolidated Technology Services (24 hours) at 888-241-7597 or email them at servicedesk@cts.wa.gov if you experience problems with the SAW website.

Step 1: Get started at <https://secureaccess.wa.gov/>

Step 2: Select **SIGN UP!**



LOGIN

USERNAME


PASSWORD

[Forgot your username?](#) | [Forgot your password?](#)



Step 3: Enter your personal information, create a password and **select I'm not a robot**. Choose the verification images, **select VERIFY**, then **select SUBMIT**.

Note: Be sure to create a password that meets the specific parameters required by SAW: must be at least 10 characters, must contain at least three uppercase letters, lowercase letters, numerals or special characters, and does not include your user ID or your full name.



SIGN UP!

×

Not sure if you already have an account? [CHECK NOW](#)

FIRST NAME

LAST NAME

EMAIL

USERNAME


PASSWORD REQUIREMENTS

Add at least 10 more characters
Add a special character or a lower case letter or an uppercase letter or a number

PASSWORD

CONFIRM PASSWORD


I'm not a robot



[Privacy - Terms](#)

SUBMIT

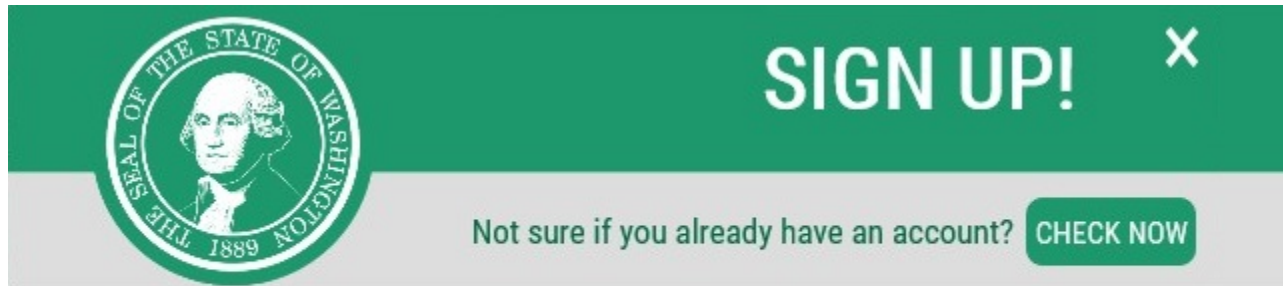
Select all images with a **bus**



[Refresh](#) [Headphones](#) [Info](#)

VERIFY

Step 4: Check your email account to activate your new SAW account.



CHECK YOUR EMAIL

An activation link has been sent to your email. You must click the link to activate your account before you can login.

Step 5: Select the link in the email message: **To activate your account, please click.**



You are almost finished,

Thank you for signing up with Secure Access Washington.

Your username is:

To activate your account, please click: <https://secureaccess.wa.gov/public/saw/pub/regConfirm.do?s=64145&userId=>

For questions or concerns about your SecureAccess Washington account, please visit <https://secureaccess.wa.gov/public/saw/pub/help.do>

Thank you,
The Secure Access Washington Team

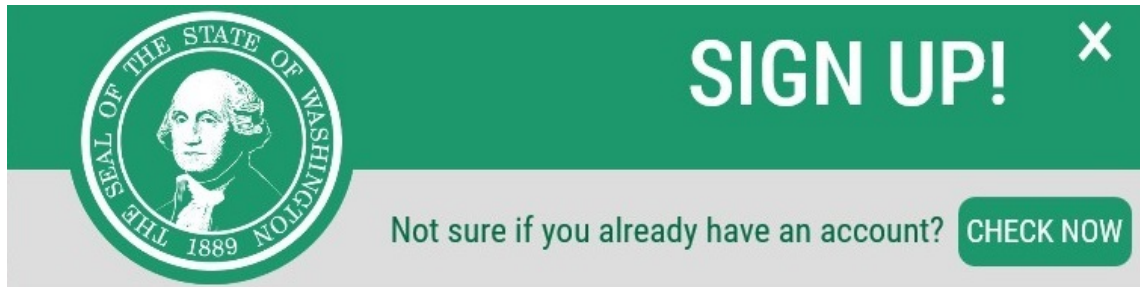
This is an automated message sent by SecureAccess Washington.

Login at <https://secureaccess.wa.gov>

If you require assistance, please leave us a note at <https://secureaccess.wa.gov/public/saw/pub/help.do>

Continued.

Step 6: Select LOGIN.



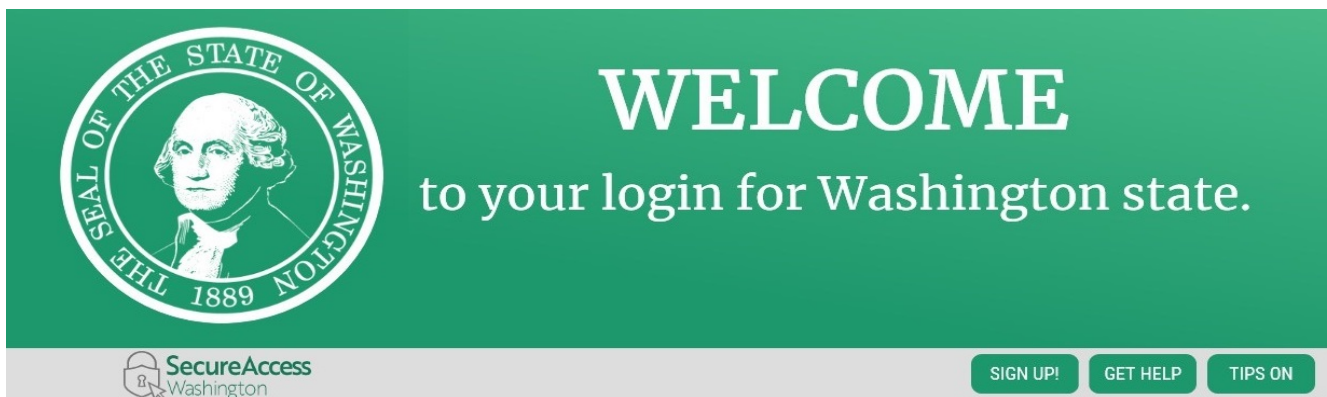
A green banner with a white seal of the State of Washington on the left. The seal features a portrait of George Washington and the text "THE SEAL OF THE STATE OF WASHINGTON" and "1889". To the right of the seal, the text "SIGN UP!" is displayed in large white letters, followed by a white "X" icon. Below this, a grey bar contains the text "Not sure if you already have an account?" and a green button labeled "CHECK NOW".

ACCOUNT ACTIVATED!

Your account is activated and you can now login.



Step 7: Enter the user ID and password you just created. Select SUBMIT.



A green banner with a white seal of the State of Washington on the left. The seal features a portrait of George Washington and the text "THE SEAL OF THE STATE OF WASHINGTON" and "1889". To the right of the seal, the text "WELCOME" is displayed in large white letters, followed by "to your login for Washington state." in a smaller white font. Below the banner, a grey bar contains the "SecureAccess Washington" logo on the left and three green buttons labeled "SIGN UP!", "GET HELP", and "TIPS ON" on the right.

LOGIN

USERNAME

PASSWORD



[Forgot your username?](#) | [Forgot your password?](#)

ON BEHALF OF

